

Silicon PNP Power Transistors

2SA699 2SA699A

DESCRIPTION

- With TO-202 package
- Complement to type 2SC1226/1226A

APPLICATIONS

- Power amplifier applications

PINNING(see Fig.2)

PIN	DESCRIPTION
1	Base
2	Collector
3	Emitter

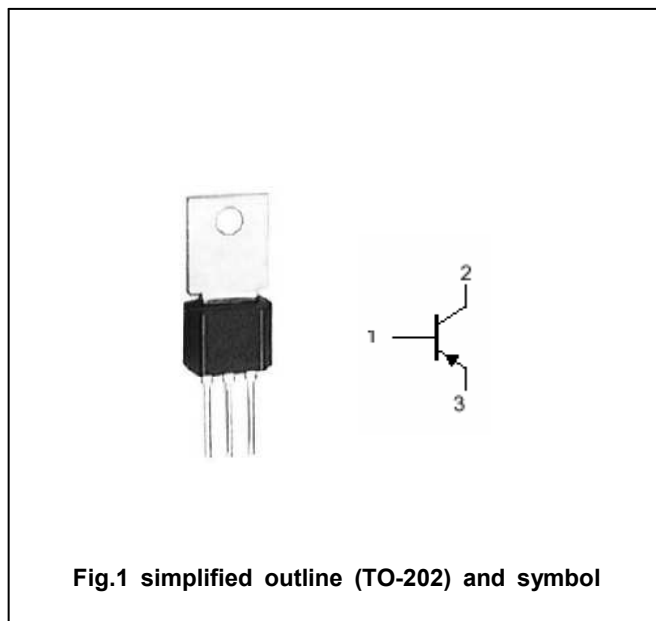


Fig.1 simplified outline (TO-202) and symbol

Absolute maximum ratings (Ta=25°C)

SYMBOL	PARAMETER	CONDITIONS	VALUE	UNIT
V _{CBO}	Collector-base voltage	2SA699	-40	V
		2SA699A	-50	
V _{CEO}	Collector-emitter voltage	2SA699	-32	V
		2SA699A	-40	
V _{EBO}	Emitter-base voltage	Open collector	-5	V
I _C	Collector current		-2	A
I _{CM}	Collector current-peak		-3	A
I _B	Base current		-0.6	A
P _C	Collector power dissipation	T _C =25°C	10	W
T _j	Junction temperature		150	°C
T _{stg}	Storage temperature		-55~150	°C

Silicon PNP Power Transistors

2SA699 2SA699A

CHARACTERISTICS

T_j=25 °C unless otherwise specified

SYMBOL	PARAMETER	CONDITIONS	MIN	TYP.	MAX	UNIT
V _{CEsat}	Collector-emitter saturation voltage	I _C =-1.5A ; I _B =-0.15A		-0.4	-1.0	V
V _{BEsat}	Base-emitter saturation voltage	I _C =-2A ; I _B =-0.2 A			-1.5	V
V _{(BR)CBO}	Collector-base breakdown voltage	I _C =-1mA; I _E =0	2SA699	-40		V
			2SA699A	-50		
V _{(BR)CEO}	Collector-emitter breakdown voltage	I _C =-10mA; I _B =0	2SA699	-32		V
			2SA699A	-40		
I _{CBO}	Collector cut-off current	V _{CB} =-20V; I _E =0			-1	μA
I _{CEO}	Collector cut-off current	V _{CE} =-12V; I _B =0			-100	μA
I _{EBO}	Emitter cut-off current	V _{EB} =-5V; I _C =0			-100	μA
h _{FE}	DC current gain	I _C =-1A ; V _{CE} =-5V	50		220	
C _{OB}	Output capacitance	I _E =0; V _{CB} =-5V; f=1MHz		70		pF
f _T	Transition frequency	I _E =0.5A ; V _{CB} =-5V		150		MHz

◆ h_{FE} classifications

P	Q	R
50-100	80-160	100-220

Silicon PNP Power Transistors

2SA699 2SA699A

PACKAGE OUTLINE

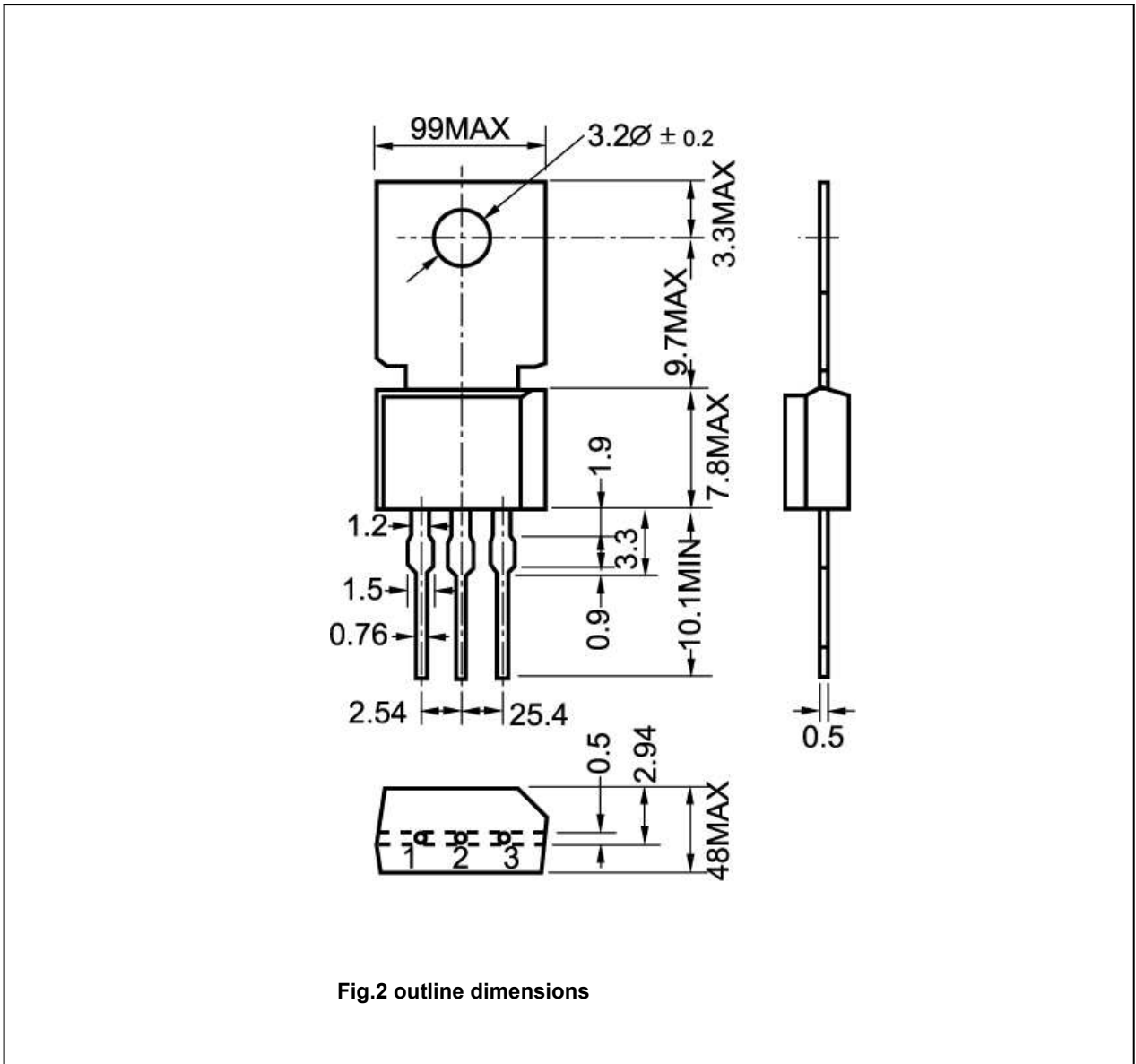
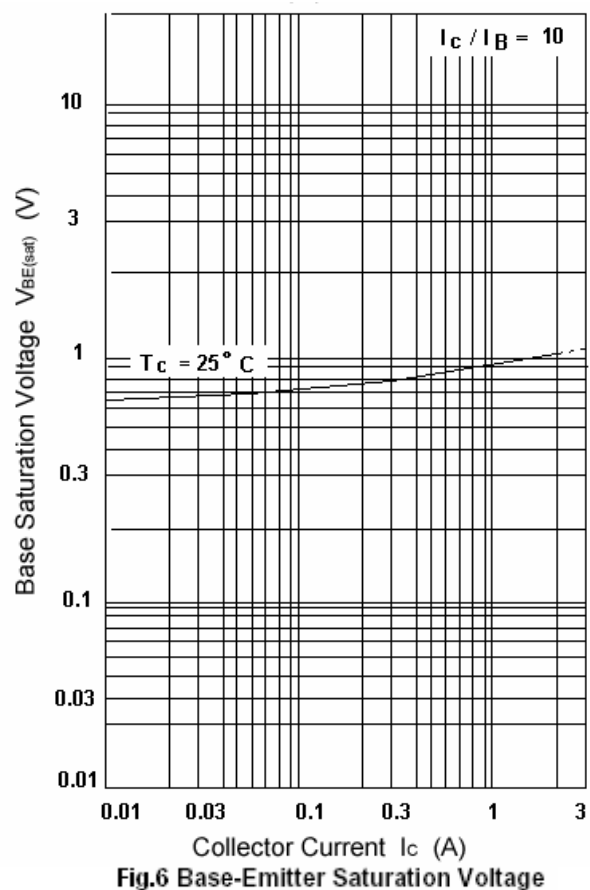
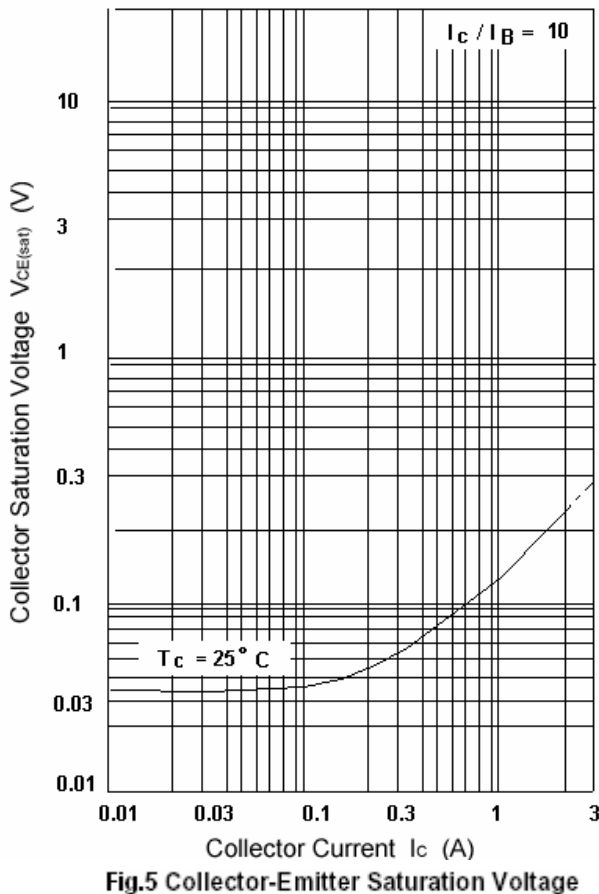
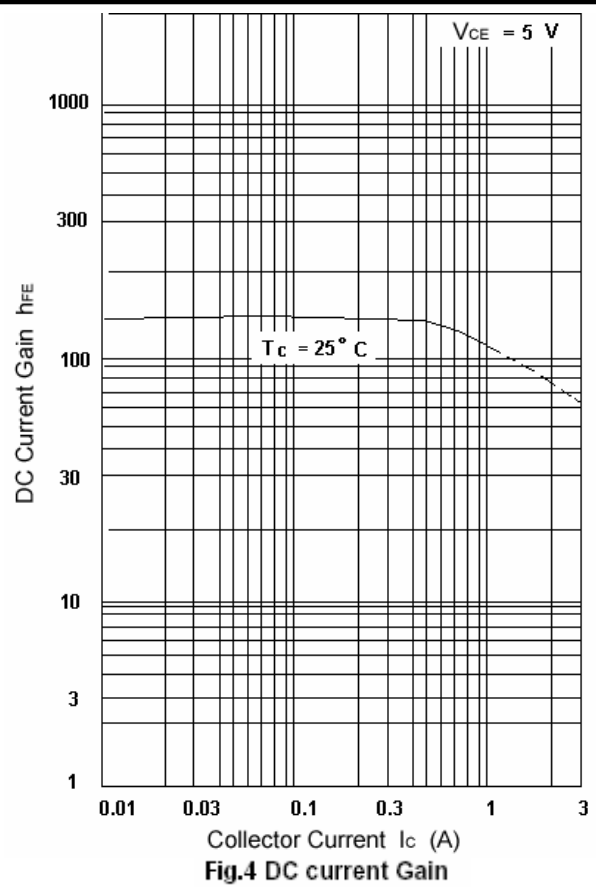
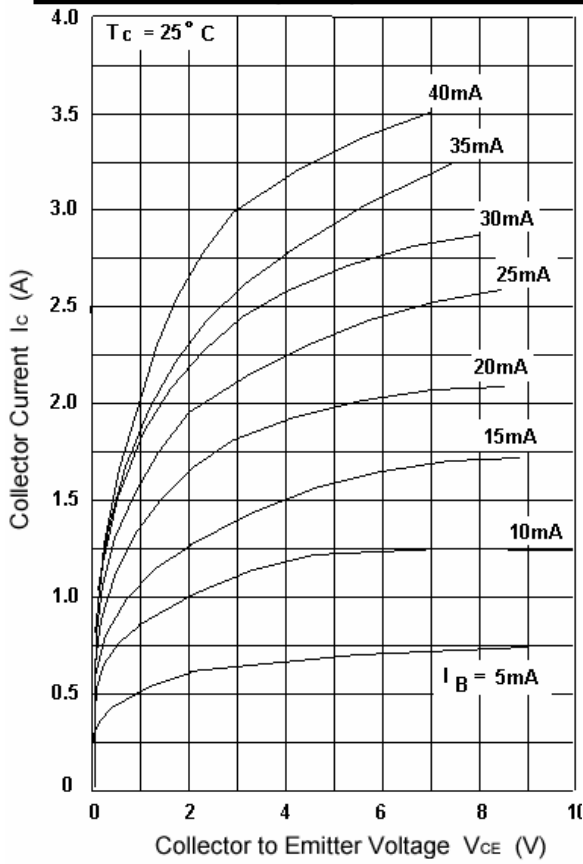


Fig.2 outline dimensions

Silicon PNP Power Transistors

2SA699 2SA699A



Silicon PNP Power Transistors

2SA699 2SA699A

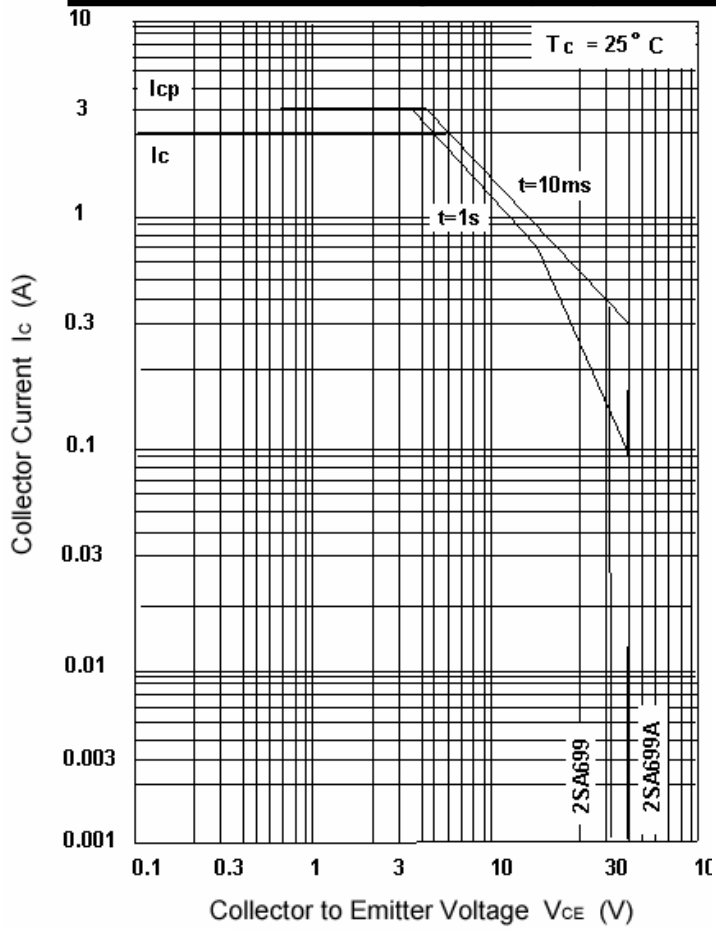


Fig.7 Safe Operating Area

This datasheet has been downloaded from:

www.DatasheetCatalog.com

Datasheets for electronic components.