

**SANYO**

No. 4549A

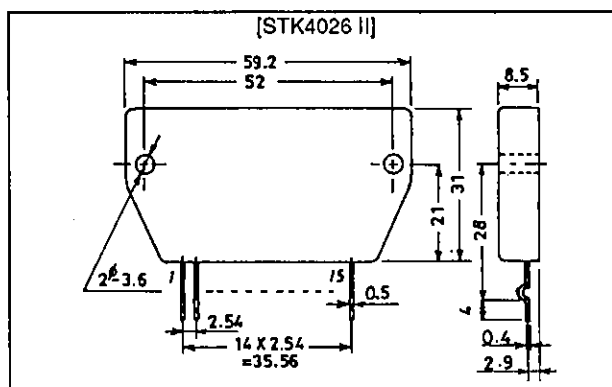
**STK4026 II****AF Power Amplifier (Split Power Supply)  
(25 W min, THD = 0.4 %)****Features**

- Compact packaging supports slimmer set designs
- Series designed for 20 up to 200 W and pin-compatibility
- Simpler heat sink design facilitates thermal design of slim stereo sets
- The pulse noises associated with turning the power on and off have been reduced by the adoption of fixed current circuits
- Supports addition of electronic circuits for thermal shutdown and load-short protection circuit as well as pop noise muting which occurs when the power supply switch is turned on and off

**Package Dimensions**

unit: mm

4033

**Specifications****Maximum Ratings at Ta = 25°C**

Parameter	Symbol	Conditions	Ratings	Unit
Maximum supply voltage	$V_{CC \text{ max}}$		$\pm 38$	V
Thermal resistance	$\theta_{j-c}$		2.4	°C/W
Junction temperature	$T_j$		150	°C
Operating substrate temperature	$T_c$		125	°C
Storage temperature	$T_{stg}$		-30 to +125	°C
Available time for load shorted	$t_S^{*1}$	$V_{CC} = \pm 26 \text{ V}, R_L = 8 \Omega, f = 50 \text{ Hz}, P_O = 25 \text{ W}$	2	s

**Recommended Operating Conditions Ta = 25°C**

Parameter	Symbol	Conditions	Ratings	Unit
Recommended supply voltage	$V_{CC}$		$\pm 26$	V
Load resistance	$R_L$		8	$\Omega$

**Operating Characteristics at Ta = 25°C, V<sub>CC</sub> = ±26 V, R<sub>L</sub> = 8 Ω, V<sub>G</sub> = 40 dB, R<sub>g</sub> = 600 Ω, R<sub>L</sub> (noninductive)**

Parameter	Symbol	Conditions	Ratings			Unit
			min	typ	max	
Quiescent current	$I_{CCO}$	$V_{CC} = \pm 30 \text{ V}$	10	20	50	mA
Output power	$P_O (1)$	THD = 0.4%, $f = 20 \text{ Hz to } 20 \text{ kHz}$	25			W
	$P_O (2)$	$V_{CC} = \pm 22 \text{ V}, \text{THD} = 1.0\%, R_L = 4 \Omega, f = 1 \text{ kHz}$	25			W
Total harmonic distortion	THD	$P_O = 1.0 \text{ W}, f = 1 \text{ kHz}$			0.3	%
Frequency response	$f_L, f_H$	$P_O = 1.0 \text{ W}, +0, -3 \text{ dB}$		20 to 50k		Hz
Input resistance	$r_i$	$P_O = 1.0 \text{ W}, f = 1 \text{ kHz}$		55		k $\Omega$
Output noise voltage	$V_{NO}^{*2}$	$V_{CC} = \pm 30 \text{ V}, R_g = 10 \text{ k}\Omega$			1.2	mVrms
Neutral voltage	$V_N$	$V_{CC} = \pm 30 \text{ V}$	-70	0	+70	mV

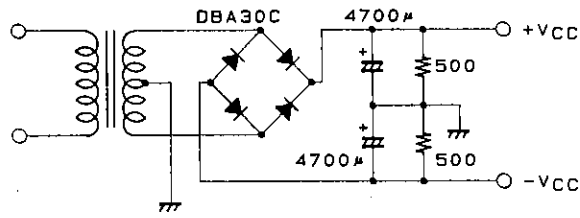
Note: Use rated power supply for test unless otherwise specified.

1. Use the transformer power supply shown on the next page when measuring the available time for load shorted and the output noise voltage.
2. Output noise voltage represents the peak value on the rms scale (VTVM). The noise voltage waveform does not include the pulse noise.

**SANYO Electric Co., Ltd. Semiconductor Business Headquarters**

TOKYO OFFICE Tokyo Bldg., 1-10, 1 Chome, Ueno, Taito-ku, TOKYO, 110 JAPAN

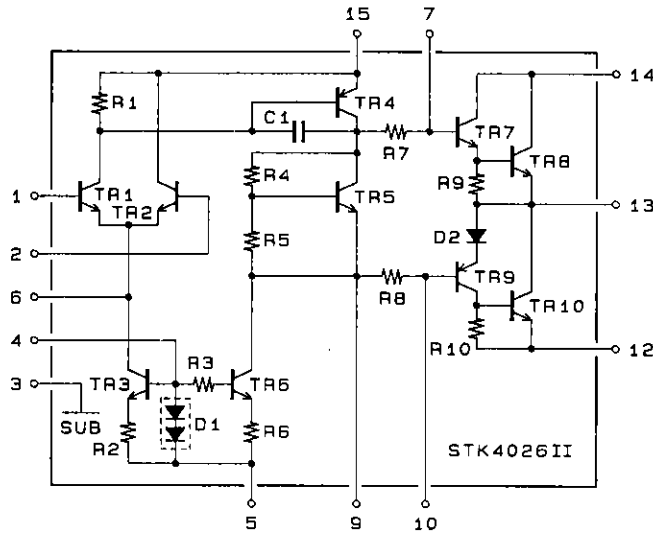
# STK4026II



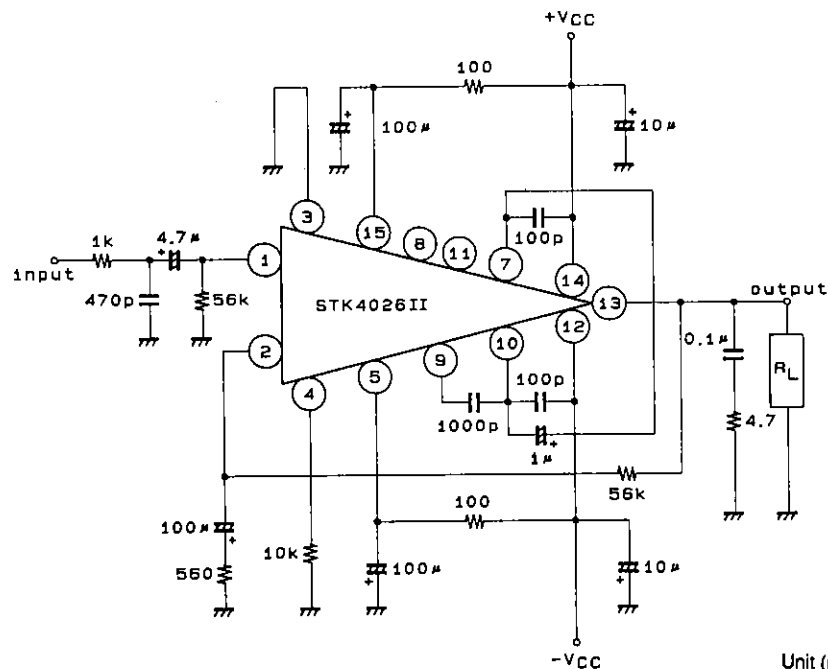
Unit (resistance:Ω , capacitance: F)

Specified Transformer Power Supply  
(RP-25 equivalent)

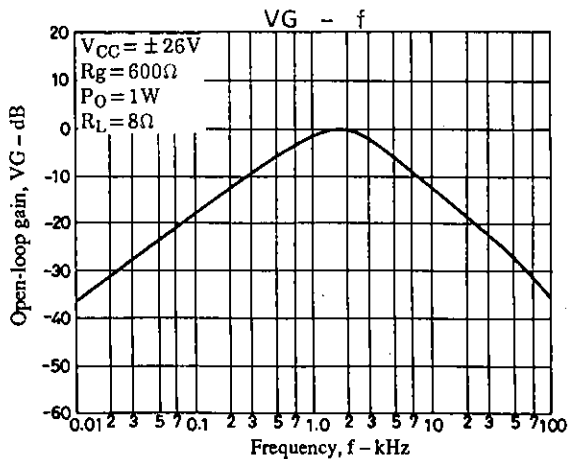
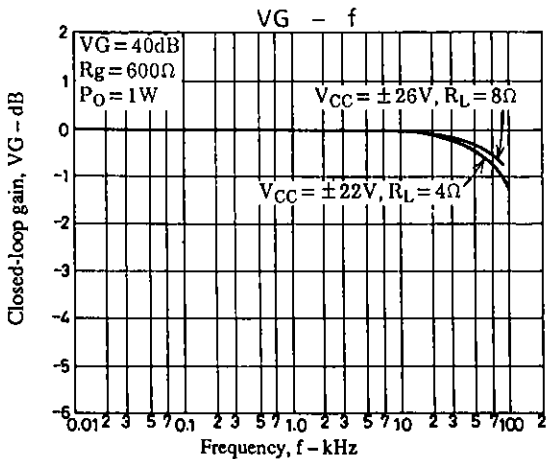
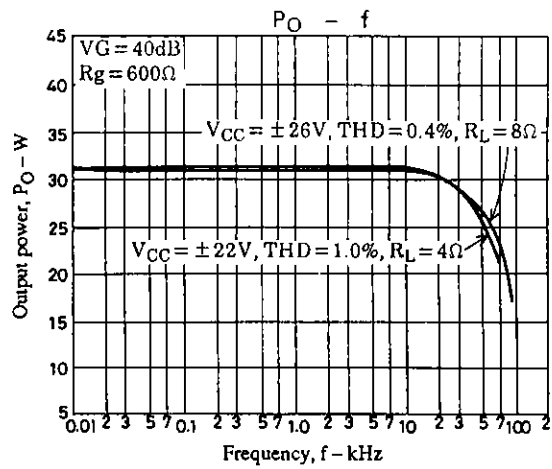
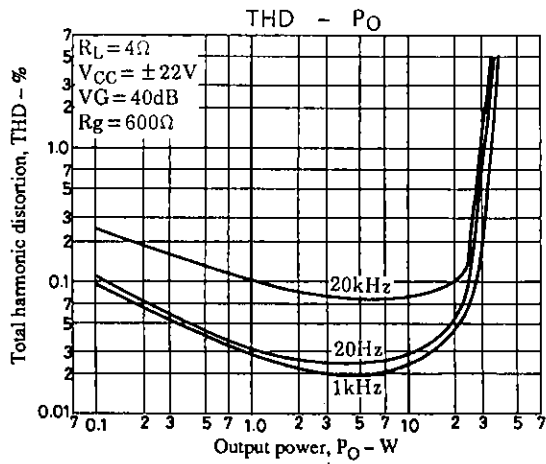
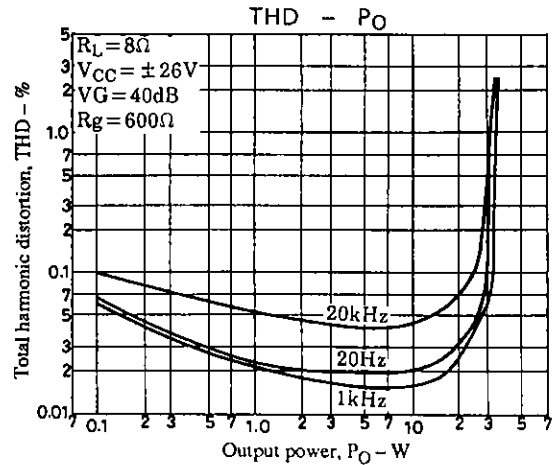
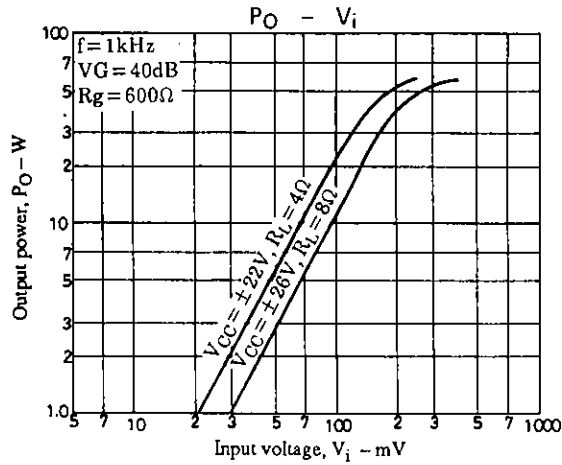
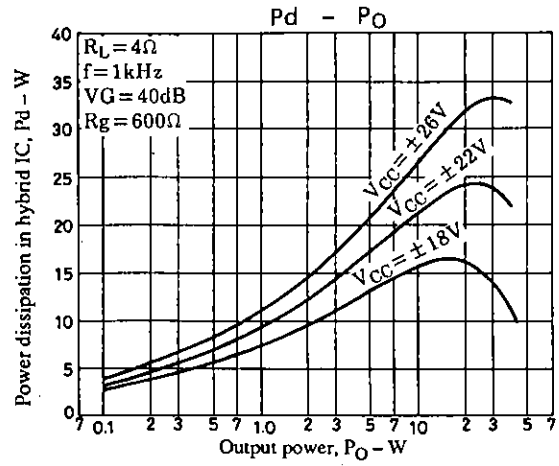
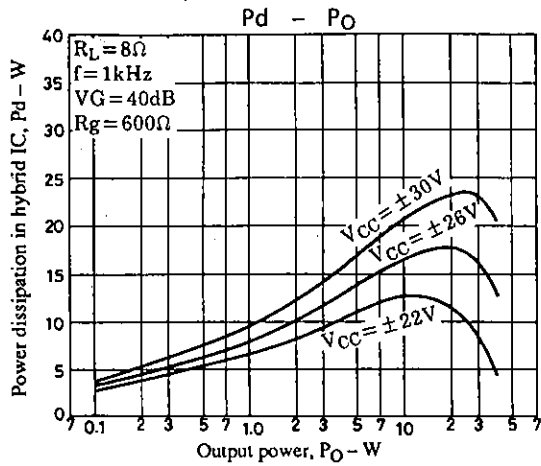
## Equivalent Circuit

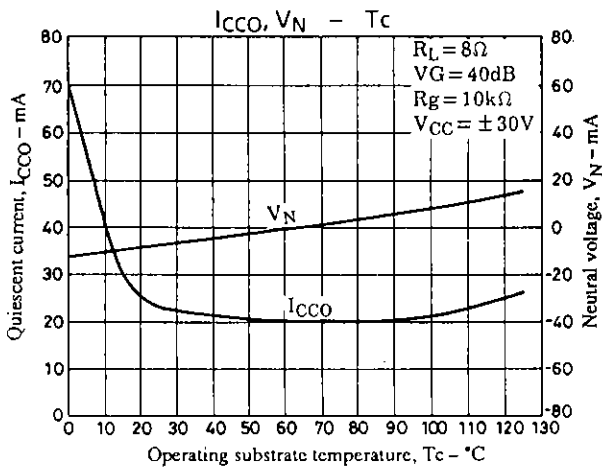
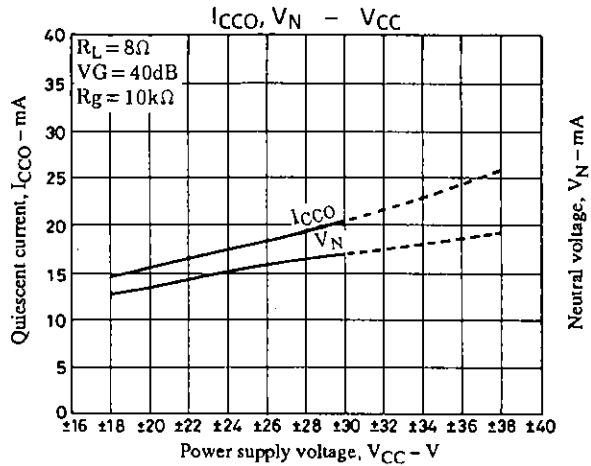
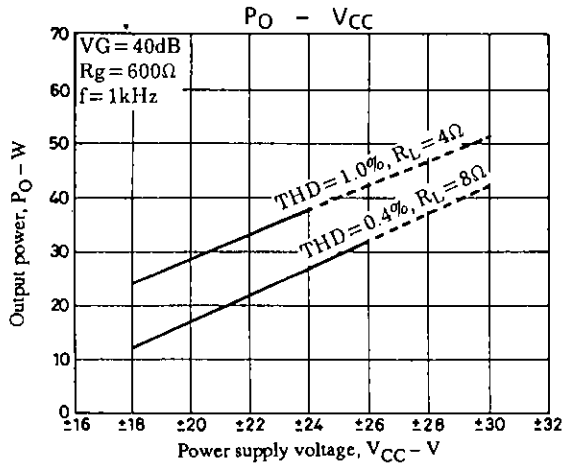


## Sample Application Circuit: 25 W min AF Power Amplifier



Unit (resistance:Ω , capacitance: F)





■ No products described or contained herein are intended for use in surgical implants, life-support systems, aerospace equipment, nuclear power control systems, vehicles, disaster/crime-prevention equipment and the like, the failure of which may directly or indirectly cause injury, death or property loss.

■ Anyone purchasing any products described or contained herein for an above-mentioned use shall:

- ① Accept full responsibility and indemnify and defend SANYO ELECTRIC CO., LTD., its affiliates, subsidiaries and distributors and all their officers and employees, jointly and severally, against any and all claims and litigation and all damages, cost and expenses associated with such use;
- ② Not impose any responsibility for any fault or negligence which may be cited in any such claim or litigation on SANYO ELECTRIC CO., LTD., its affiliates, subsidiaries and distributors or any of their officers and employees jointly or severally.

■ Information (including circuit diagrams and circuit parameters) herein is for example only; it is not guaranteed for volume production. SANYO believes information herein is accurate and reliable, but no guarantees are made or implied regarding its use or any infringements of intellectual property rights or other rights of third parties.

This catalog provides information as of June, 1995. Specifications and information herein are subject to change without notice.